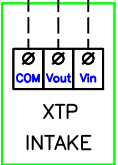
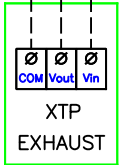
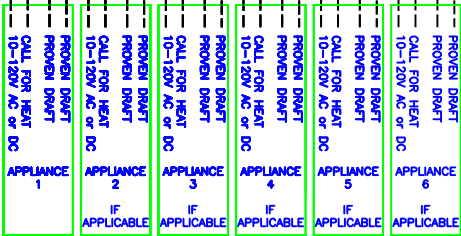
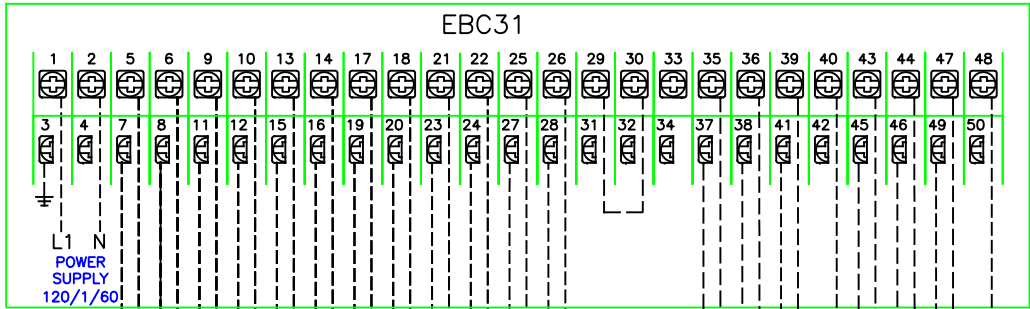


EXHAUST FAN

INTAKE FAN



IMPORTANT: VERIFY ALL FAN MOTOR WIRING MATCHES OUTPUT VOLTAGE FROM EDRIVE (REFER TO THE CONNECTION DIAGRAM)  
POWER TO THE FAN MUST BE PROVIDED BY THE EDRIVE. MOTOR COULD BE DAMAGED IF LINE VOLTAGE  
IS APPLIED TO THE FAN DIRECTLY.

Note:  The wire sizes shown are typical and may not apply to all jobs. This system must be installed in compliance with the NFPA 70 National Electric Code and/or any local codes.		PROPRIETARY AND CONFIDENTIAL  The information contained in this drawing is the sole property of ENERVEX, Inc. Any reproduction in part or as a whole with out the express written consent of ENERVEX, Inc. is prohibited.		<b>ENERVEX®</b> GREEN BEFORE GREEN WAS IN		1685 Bluegrass Lakes Pkwy Alpharetta, GA 30004 (770)587-3238 Fax (770)587-4731	
NOT TO SCALE		DWG BY YKH		SHEET 2 OF 2		DATE 7/12/2023	
TITLE WIRING DIAGRAM		NAME EXHAUST & INTAKE EBC 31 & TDF (Exhaust) & BEFx (Intake)		JOB # GENERIC		REV # 0	
Not Connected		Connected					
Factory Wired		Field Wired					